

# Statistical report: Museum Accreditation



## July 2022 meeting update

Due to the outbreak of COVID-19 in March 2020, museums across the UK closed their sites because of the impact of the pandemic and in line with Government guidance. In response, the UK Accreditation partners – Arts Council England; Museums Galleries Scotland, Northern Ireland Museums Council, and the Welsh Government (Museums Archives Libraries Division) – paused the Accreditation Scheme with effect from 1 April 2020.

In England, the scheme partially re-opened at the end of April 2021 for Provisional reviews and new applications. In October 2021 the scheme was re-opened for Return submissions from those who's applications were in progress at the time of the pause.

From October 2021, the scheme was open to:

- New applicants
- Museums holding a Provisional award
- Museums holding a Full Accreditation award who had already submitted their return.

This report provides further detail on panel meetings at nation, governance, and accreditation status between 2021 and 2022. Older reports can be accessed on from Arts Council England. These series of reports are published as an Official Statistic by Arts Council England.

**This report summarises data about the Museums Accreditation Scheme (the scheme) between July 2021 and July 2022.**

## About the Museum Accreditation Scheme

The Museum Accreditation Scheme is the UK industry standard for museums and galleries. It tells everyone involved with a museum that they're doing the right things to help people to engage with collections and protect them for the future. The Museum Accreditation Scheme does this by making sure museums manage their collections properly, engage with visitors, and are governed appropriately. The scheme works for museums of all sizes: from the smallest volunteer-run museums to national museums.

Management of the Accreditation Scheme for museums and galleries in the UK was transferred to Arts Council England on 1 October 2011. It was previously administered by the Museums Libraries and Archives Council. Arts Council England works in partnership with Museums Galleries Scotland, Welsh Government and Northern Ireland Museums Council to deliver the scheme. A revised Accreditation Standard was published on 3 October 2011, developed through consultation with stakeholders and the museum community. A further review of the Accreditation Standard took place during 2017 and 2018, with the latest Standard being published on 1 November 2018. You can find out more about the new standard here: <https://www.artscouncil.org.uk/accreditation-scheme/support-and-advice#section-3>



**Museums  
Galleries  
Scotland**  
Supporting Scotland's Museums



Llywodraeth Cymru  
Welsh Government

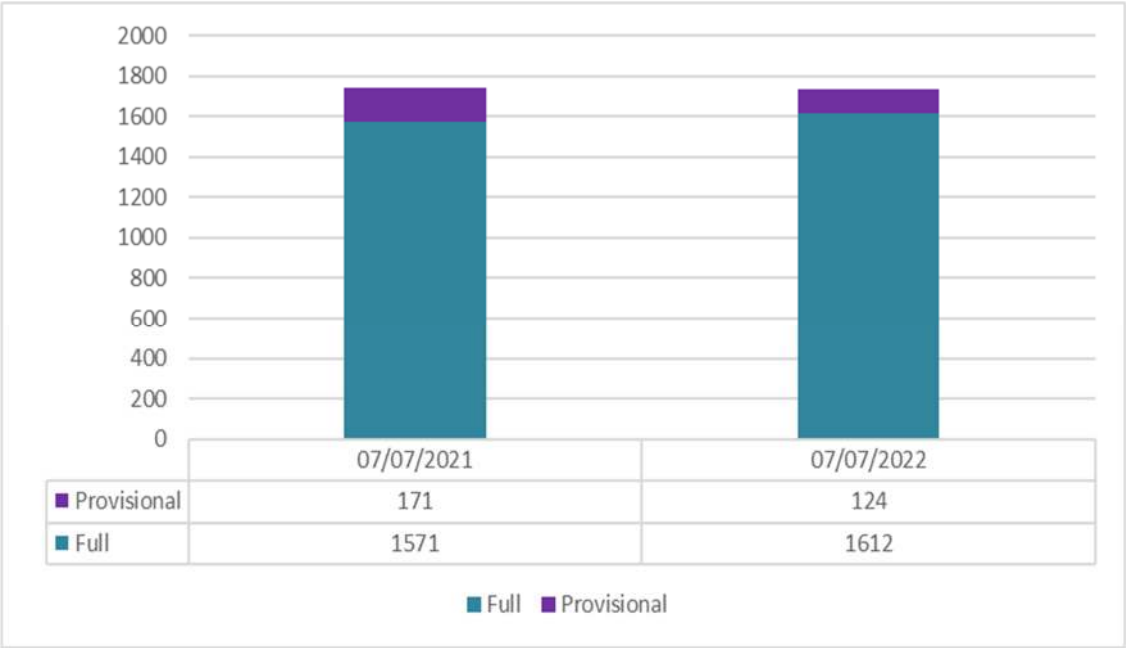


NORTHERN IRELAND  
**MUSEUMS**  
COUNCIL

# An overview of the Scheme

## Museums in the Scheme

**Figure 1: Over the last year there has been an increase in the number of museums that hold Full Accreditation, alongside an overall increase in numbers of museums in the Scheme.**



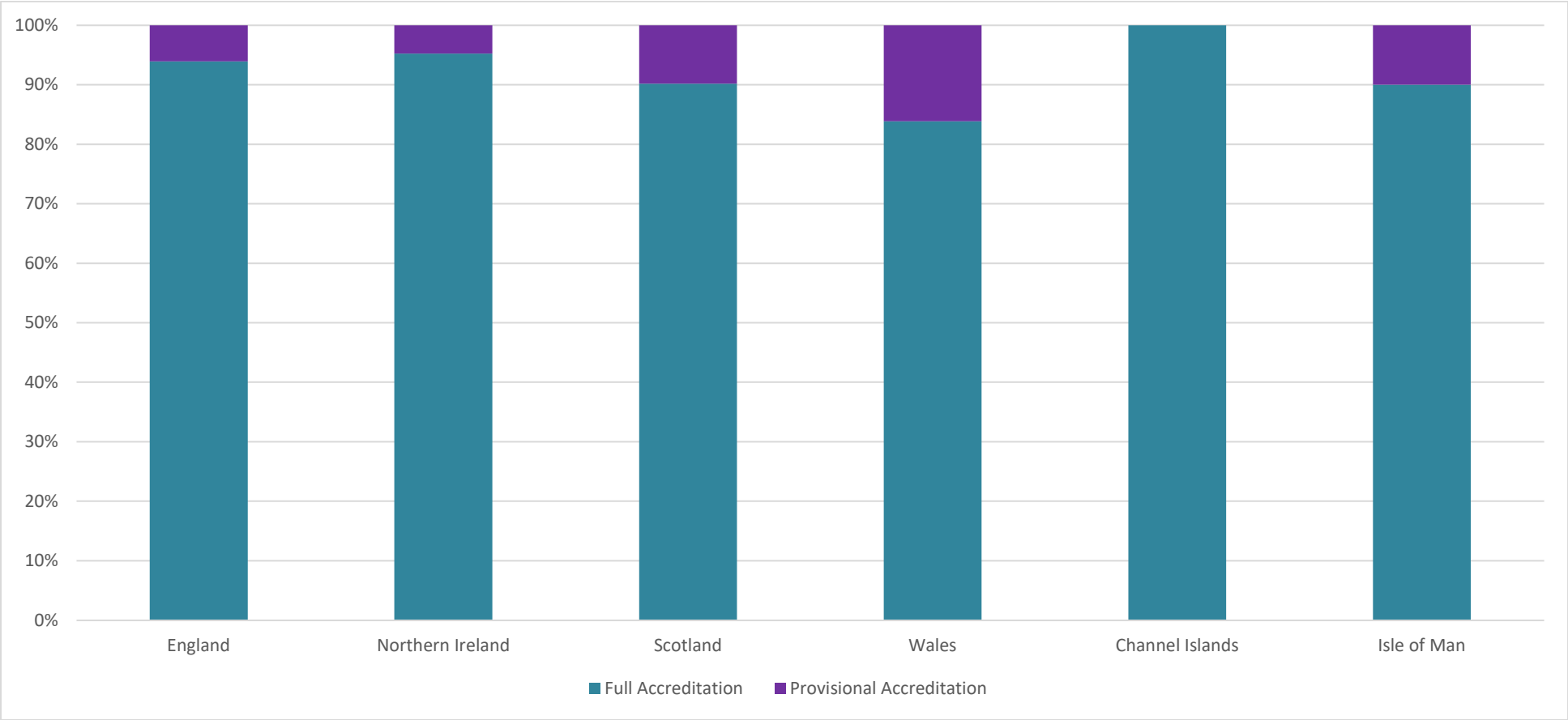
Between July 2021 and July 2022, there was an increase of forty (+40) in the number of museums holding Full Accreditation.

This means that 93% of the 1736 museums within the Scheme have demonstrated that they meet the full requirements of the scheme and have been approved by the assessing panel.

When looking at all museums in the Scheme, including those within provisional Accreditation, there has been a decrease in the overall number of museums in the scheme from 1742 to 1736.

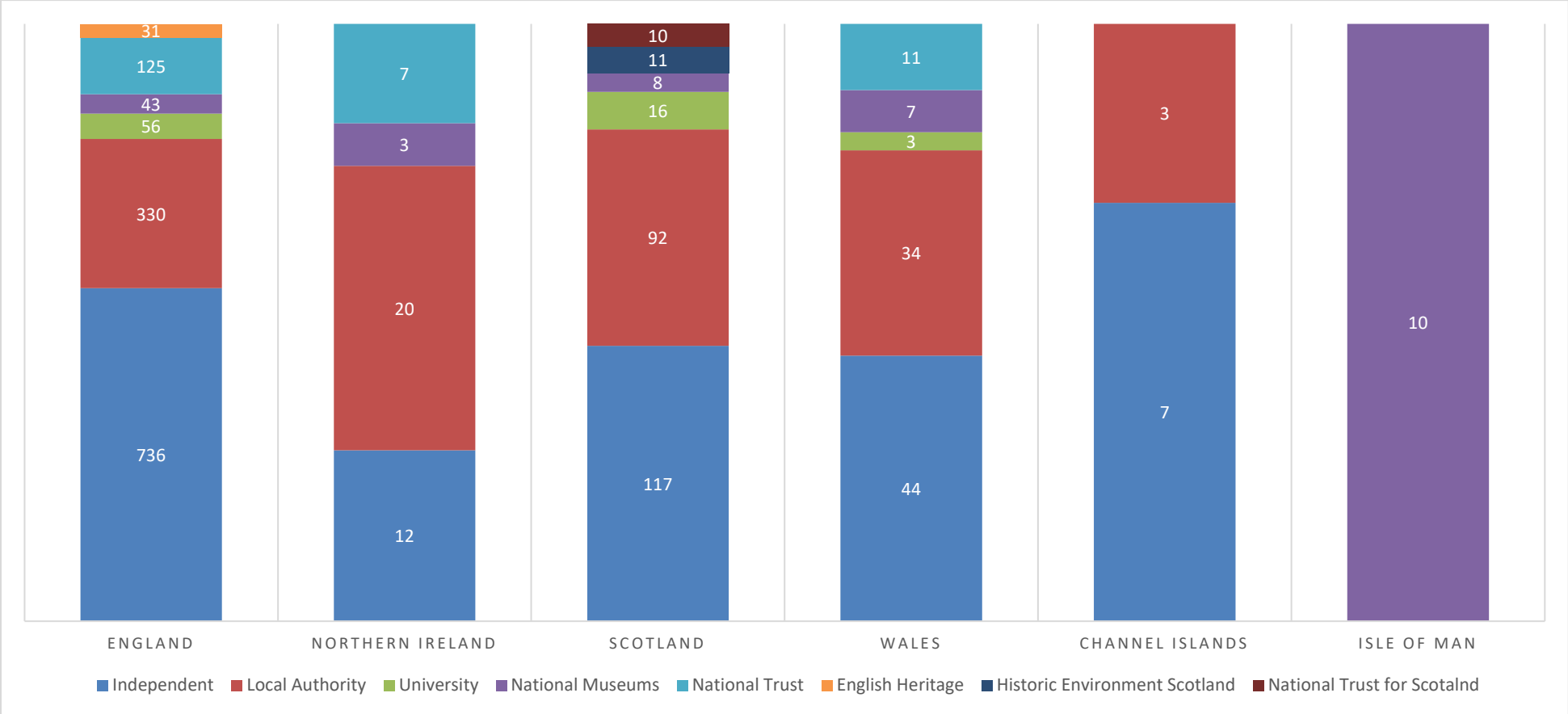
**Accreditation by Nation**

**Figure 2: In July 2022 there were more museums with Full Accreditation than Provisional Accreditation in all UK nations**



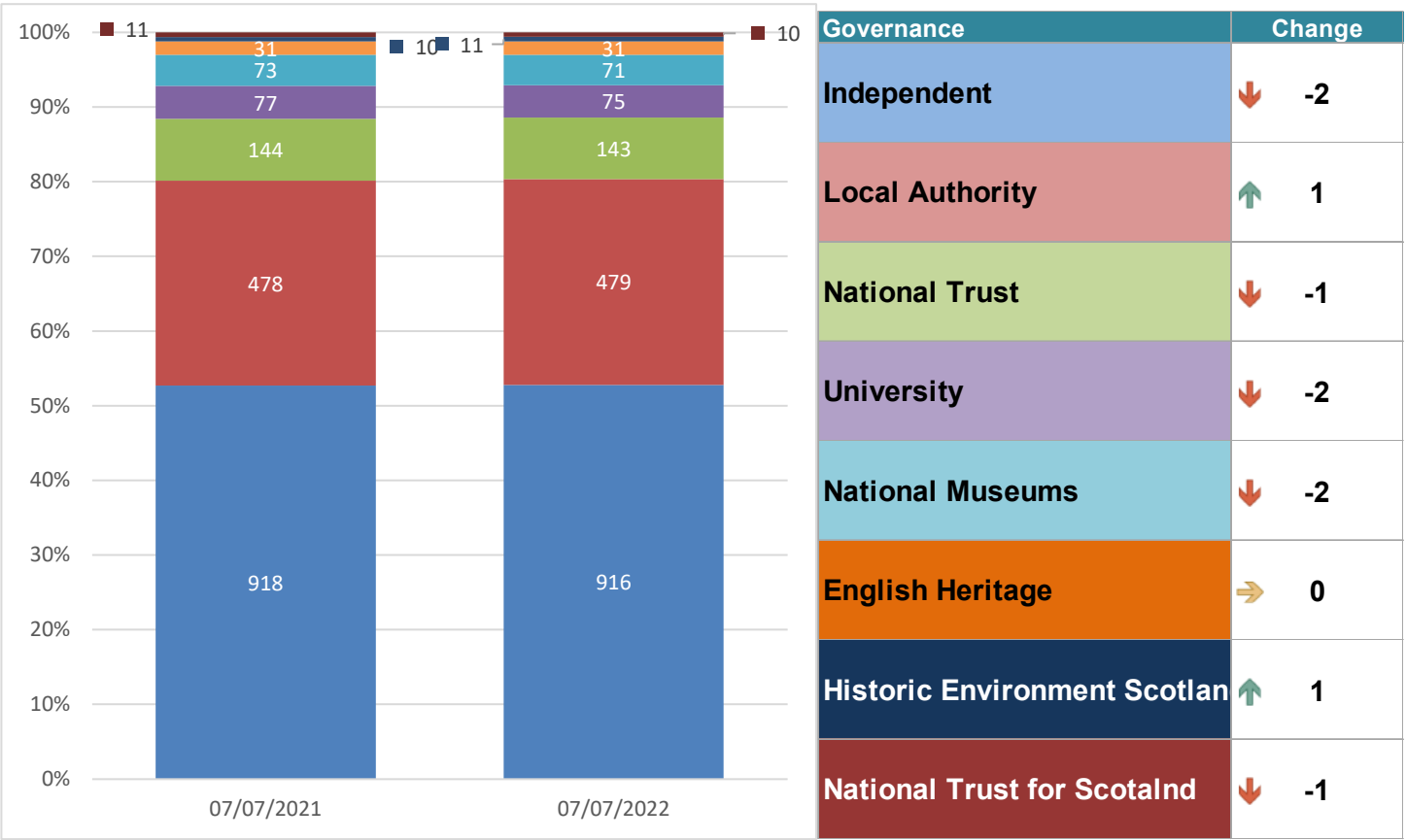
**Museum Governance**

**Figure 3: The largest group of Accredited museums in most UK nations is independents (July 2022)**



Independent museums make up the largest share of Accredited museums in most UK nations, and they make up more than half (52.7%) of the total UK museums in the Scheme.

Figure 4: Governance types of museums in the Scheme has changed over the previous year



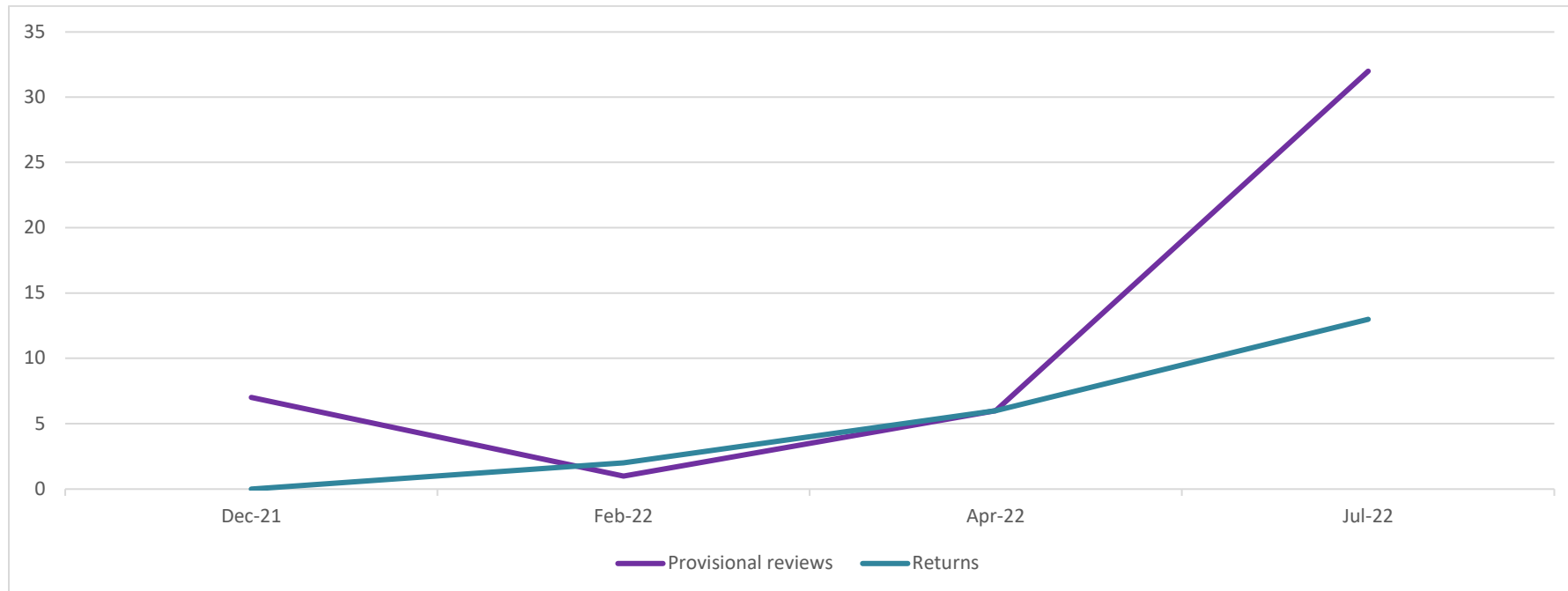
The number of independent museums decreased by 0.22% (-2), from 918 to 916 between July 2021 and July 2022, where the number of Local Authority museums increased by 0.21% (+1).

## **Return applications and reviews**

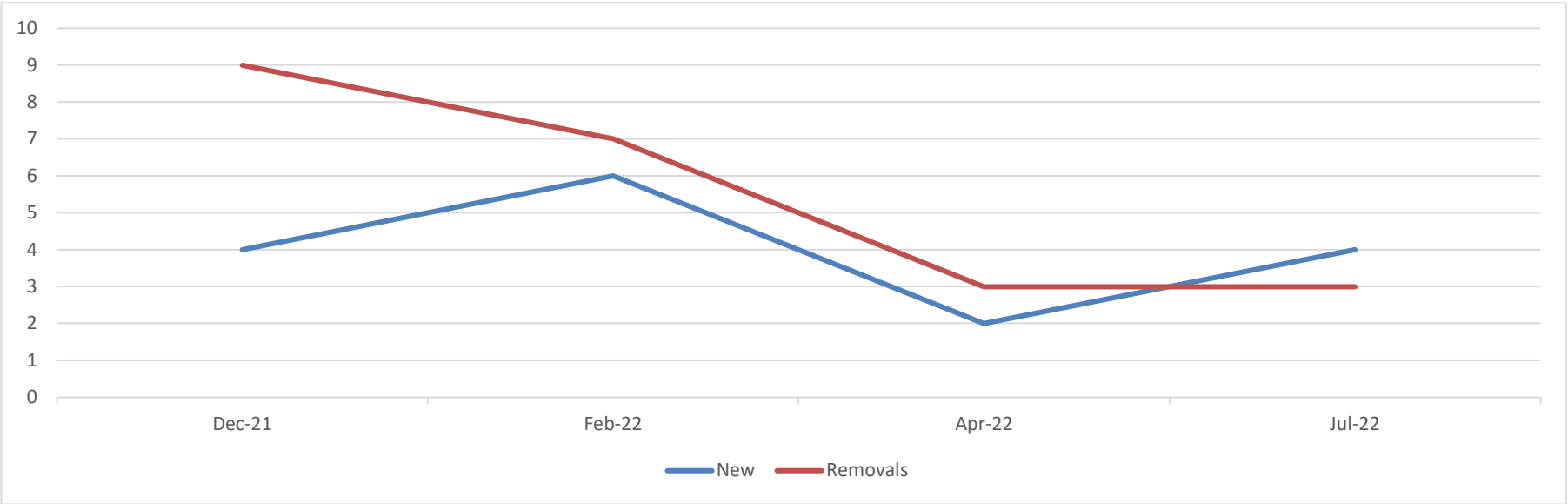
Between July 2021 and July 2022 (inclusive), 105 cases were presented to the panels of the Accreditation committee. These cases consisted of return applications, provisional reviews, new applications and removals. More information regarding cases at panels and panel outcomes, including reasons for removal, can be found on pages 14 – 17.

Due to the pause in the scheme from April 2020, there were just four standard meetings during this period.

**Figure 5: Provisional reviews and return applications**



**Figure 6: New applications and removals from the scheme**



In July 2022 reasons for removal from the scheme were museums withdrawing from the scheme (1), closure (1) and capacity issues (1). Between February 2021 and February 2022, one special panel meeting was held to review a compliance case (November 2021).

## Appendix 1: Museums in the Scheme

Explanation of Scheme categories:

- **Museums with Full Accreditation** have demonstrated that they meet the Accreditation Standard and are actively addressing any areas for improvement identified during their initial assessment or regular monitoring review and requested by an Accreditation panel.
- **Museums with Provisional Accreditation** have demonstrated that they meet the majority of the Accreditation Standard and are actively resolving those required actions requested by an Accreditation panel to ensure they meet those sections of the Standard not yet met. On completion of these required actions, the museum would normally return to an Accreditation panel with a recommendation for full status.
- **Remove and exclude due to deliberate non-compliance (Exclude).** This decision applies when a museum or its governing body have made an irreversible decision or action which goes against the shared ethical basis of the scheme by contravening the standard. Excluded museums will not become eligible for Accreditation for a minimum of five years from effective decision date of the panel. Excluded museums may apply for consideration of eligibility to the relevant assessing organisations five years after their removal for non-compliance.

### Number of museums and galleries in the Accreditation Scheme (July 2021 - July 2022):

	Nov-21*		Dec-21		Feb-22		Apr-22		Jul-22	
	No.	%	No.	%	No.	%	No.	%	No.	%
Full Accreditation	1570	90.2%	1581	91.1%	1584	91.2%	1586	91.4%	1612	92.9%
Provisional Accreditation	171	9.8%	155	8.9%	152	8.8%	149	8.6%	124	7.1%
<b>Total</b>	<b>1741</b>	<b>100%</b>	<b>1736</b>	<b>100%</b>	<b>1736</b>	<b>100%</b>	<b>1735</b>	<b>100%</b>	<b>1736</b>	<b>100%</b>
Excluded	1	-	0	-	0	-	0	-	0	-

\*The meeting in November 2021 was a special panel meeting to review a compliance case.

## Accreditation by Nation

### Number of museums in the Accreditation Scheme by location (July 2021 - July 2022):

	Nov-21*		Dec-21		Feb-22		Apr-22		Jul-22	
	No.	%	No.	%	No.	%	No.	%	No.	%
England	1321	75.9%	1317	75.9%	1321	76.1%	1320	76.1%	1321	76.1%
Northern Ireland	43	2.5%	43	2.5%	42	2.4%	42	2.4%	42	2.4%
Scotland	256	14.7%	255	14.7%	254	14.6%	254	14.6%	254	14.6%
Wales	101	5.8%	101	5.8%	99	5.7%	99	5.7%	99	5.7%
Isle of Man	10	0.6%	10	0.6%	10	0.6%	10	0.6%	10	0.6%
Channel Islands	10	0.6%	10	0.6%	10	0.6%	10	0.6%	10	0.6%
<b>Total Scheme</b>	<b>1741</b>	<b>100%</b>	<b>1736</b>	<b>100%</b>	<b>1736</b>	<b>100%</b>	<b>1735</b>	<b>100%</b>	<b>1736</b>	<b>100%</b>

\* The meeting in November 2021 was a special panel meeting to review a compliance case.

**Number of museums in the Accreditation Scheme by English region (July 2021 - July 2022):**

	Nov-21**		Dec-21		Feb-22		Apr-22		Jul-22	
	No.	%*	No.	%*	No.	%*	No.	%*	No.	%*
East of England	160	12.1%	159	12.1%	161	12.2%	163	12.4%	164	12.4%
East Midlands	107	8.1%	108	8.2%	108	8.2%	108	8.2%	109	8.3%
London	133	10.1%	133	10.1%	133	10.1%	132	10.0%	131	9.9%
North East	63	4.8%	63	4.8%	63	4.8%	63	4.8%	63	4.8%
North West	138	10.4%	137	10.4%	137	10.4%	137	10.4%	138	10.4%
South East	241	18.2%	239	18.1%	240	18.2%	240	18.2%	240	18.2%
South West	208	15.7%	209	15.9%	208	15.8%	207	15.7%	208	15.7%
West Midlands	131	9.9%	131	9.9%	131	9.9%	131	9.9%	131	9.9%
Yorkshire	140	10.6%	138	10.5%	138	10.5%	137	10.4%	137	10.4%
<b>Total England</b>	<b>1321</b>	<b>100%</b>	<b>1317</b>	<b>100%</b>	<b>1319</b>	<b>100%</b>	<b>1318</b>	<b>100%</b>	<b>1321</b>	<b>100%</b>

\* Percentage of total Accredited museums in England

\*\* The meeting in November 2021 was a special panel meeting to review a compliance case.

**Number of museums in the Accreditation Scheme by status and location (July 2022):**

	England		Northern Ireland		Scotland		Wales		Channel Islands		Isle of Man		Total	
	No.	%	No.	%	No.	%	No.	%	No.	%	No.	%	No.	%
<b>Full Accreditation</b>	1241	94%	40	95%	229	90%	83	84%	10	100%	9	90%	1612	<b>93%</b>
<b>Provisional Accreditation</b>	80	6%	2	5%	25	10%	16	16%	0	0%	1	10%	124	<b>7%</b>
<b>Total Scheme</b>	<b>1321</b>	<b>100%</b>	<b>42</b>	<b>100%</b>	<b>254</b>	<b>100%</b>	<b>99</b>	<b>100%</b>	<b>10</b>	<b>100%</b>	<b>10</b>	<b>100%</b>	<b>1736</b>	<b>100%</b>

## Museum Governance

### Number of museums in the Accreditation Scheme by governance type and location (July 2022)

	England	Northern Ireland	Scotland	Wales	Channel Islands	Isle of Man	Total	
Local Authority	330	20	92	34	3	0	479	<b>27.6%</b>
Independent	736	12	117	44	7	0	916	<b>52.8%</b>
National Trust	125	7	0	11	0	0	143	<b>8.2%</b>
National Trust Scotland	0	0	10	0	0	0	10	<b>0.6%</b>
University	56	0	16	3	0	0	75	<b>4.3%</b>
National Museum	43	3	8	7	0	10	71	<b>4.1%</b>
English Heritage	31	0	0	0	0	0	31	<b>1.8%</b>
Historic Environment Scotland	0	0	11	0	0	0	11	<b>0.6%</b>
<b>Total Scheme</b>	<b>1321</b>	<b>42</b>	<b>254</b>	<b>99</b>	<b>10</b>	<b>10</b>	<b>1736</b>	<b>100%</b>

## **Appendix 2: Return applications, reviews, and removals over the last year**

Once a museum has submitted an application or return, an initial assessment is undertaken by an assessor, based on the published Standard and the associated guidance documents. An assessor may also visit the museum as part of the assessment.

Completed assessments are submitted for a quality assurance review (moderation) and scheduled for panel consideration. The Accreditation panel (formed of members of the Accreditation Committee) then decides the award outcome and the award is confirmed (as appropriate).

Four award outcomes are possible for returning applicants:

- Full Accreditation
- Provisional Accreditation
- Remove
- Remove & exclude due to deliberate non-compliance

New applicants can only receive Full Accreditation at a panel meeting, or their application will not be taken forward.

**Panel meetings activity (July 2021 - July 2022):**

	Nov-21*		Dec-21		Feb-22		Apr-22		Jul-22		Total	
	No.	%	No.	%	No.	%	No.	%	No.	%	No.	%
Provisional reviews	0	0%	7	35%	1	6%	6	35%	32	63%	46	44%
Returns	0	0%	0	0%	2	13%	6	35%	12	24%	20	19%
New applications	0	0%	4	20%	6	38%	2	12%	4	8%	16	15%
Removals	0	0%	9	45%	7	44%	3	18%	3	6%	22	21%
Compliance Review	1	100%	0	0%	0		0	0%	0		1	100%
<b>Total</b>	<b>1</b>	<b>100%</b>	<b>20</b>	<b>100%</b>	<b>16</b>	<b>100%</b>	<b>17</b>	<b>100%</b>	<b>51</b>	<b>100%</b>	<b>104</b>	<b>100%</b>

**Return outcomes at each panel (July 2021 - July 2022):**

	Nov-21*		Dec-21		Feb-22		Apr-22		Jul-22		Total	
	No.	%	No.	%	No.	%	No.	%	No.	%	No.	%
Full	0	-	0	-	2	100%	6	100%	11	92%	19	95%
Provisional	0	-	0	-	0	0%	0	0%	1	8%	1	5%
<b>Total</b>	<b>0</b>	<b>-</b>	<b>0</b>	<b>-</b>	<b>2</b>	<b>100%</b>	<b>6</b>	<b>100%</b>	<b>12</b>	<b>100%</b>	<b>20</b>	<b>100%</b>

Due to the pause in the scheme from April 2020 and subsequent phased re-opening, only 20 Returns were considered during this period.

\*The meeting in November 2021 was a special panel meeting to review a compliance case.

## **Removals**

The status of museums is regularly reviewed and where appropriate they are removed from the scheme. Typical reasons for removal are:

- **closure:** the collection has been transferred elsewhere
- **change of function:** ineligible for participation, no longer a museum
- **serious disaster:** for example, a catastrophic fire – no longer in a position to continue as a museum
- **merger:** combined with another organisation delivering similar objectives that is already participating with the scheme
- **capacity:** some museums are not able to meet the Standard
- **withdrawal:** some museums choose to voluntarily withdraw and so are removed from the Scheme in line with their own instructions

Where a museum is removed, Relationship Managers, Accreditation (ACE) will inform museum development and advisors of the reason, so appropriate support, and guidance can be provided. UK Accreditation assessing organisations (MGS, the Welsh Government and NIMC) hold direct responsibility for advice and development support in their nations. Removal from the scheme is not comparable to being excluded.

## Reasons for removal at Accreditation panels (July 2021 - July 2022)

	Dec-21		Feb-22		Apr-22		Jul-22		Total	
	No.	%	No.	%	No.	%	No.	%	No.	%
Closure	8	89%	4	-	1	-	1	33%	14	64%
Change of function	0	0%	2	-	1	-	0	0%	3	14%
Serious disaster	0	0%	0	-	0	-	0	0%	0	0%
Merger	0	0%	0	-	0	-	0	0%	0	0%
Capacity	0	0%	0	100%	0	100%	1	33%	1	5%
Withdrawal	1	11%	1	-	1	-	1	33%	4	18%
Total	9	100%	7	100%	3	100%	3	100%	22	100%