

Our National Portfolio in numbers, 2018-22



The headlines

831

The National Portfolio is made up of 831 organisations that hold 844 funding agreements, up 146 from 2015-18.

183

New organisations have been welcomed into the portfolio

Bands



£71.4m each year of Lottery money will go into the National Portfolio, and invested in touring and work with children and young people (up £1.8 million from £69.6 million.)

The four largest new organisations that have been welcomed into the portfolio are:

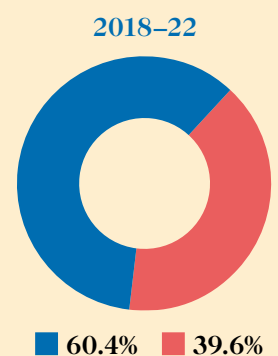
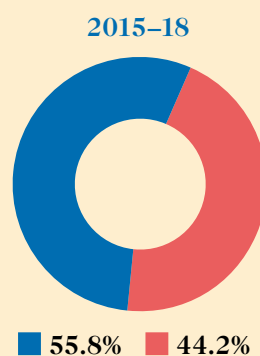

- Arts & Heritage (PHC)
- Plymouth City Council
- Without Walls
- One Dance UK
- The Audience Agency

■ Bands 1-3

■ Sector Support Organisations

Where is our investment going?

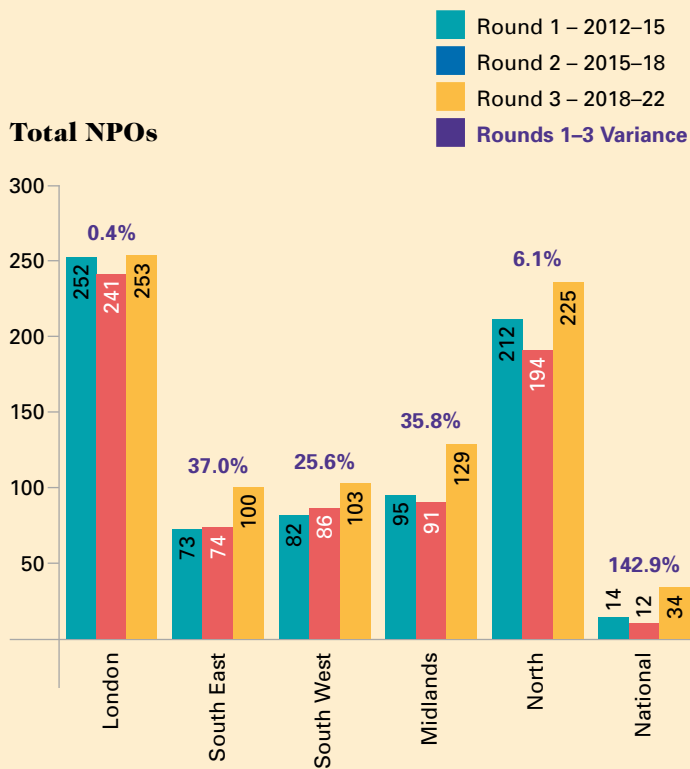
■ Outside London
■ London



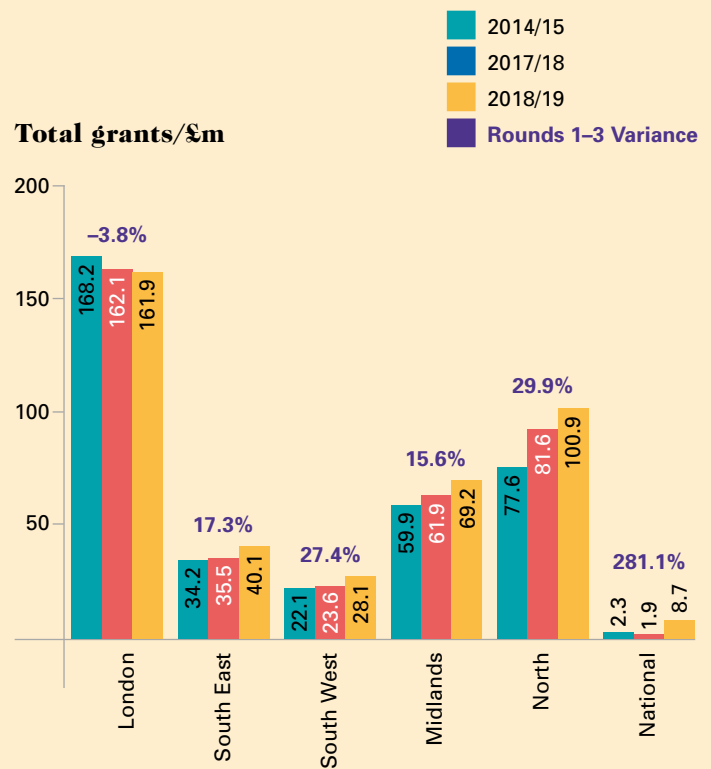
* All investment figures include £835,000 ring-fenced investment for the South West
1 This data now includes data from major partner museums and museum development providers

Number of funding agreements awarded across England

National Portfolio funding across England



	2012–15	2015–18	2018–22	Variance
Totals	728	698	844	16%



	2014–15	2017–18	2018–19	Variance
Totals	£364,550,367	£366,867,904	£409,288,410	12%

Equality & Diversity

The following figures show the number of 'diverse led' organisations in the national portfolio².

	Successful applications	New applications
BME led 51%	53	13
BME led self-definition	96	29
Disability led 51%	2	1
Disability led self-definition	35	12
Female led 51% ³	330	76
Female led self-definition	257	76
LGBT led 51%	6	2
LGBT led self-definition	44	10

8.4%

Uplift rate across the National Portfolio

² The definition of 'diverse led' includes those self-defining based on a person/s in key strategic decision making roles and those where 51% or more of their board and senior management team declare as BME, Disabled, LGBT and/or female

³ Female led and LGBT led characteristics were newly introduced for 2018-22