

# TOTAL INVESTMENT APPROACH IN NUMBERS, 2015–18



The Arts Council has announced its investment approach for 2015–18, with details of the new National portfolio, museums funding, Strategic funds and Grants for the arts

## NATIONAL PORTFOLIO AND MAJOR PARTNER MUSEUMS

# 663

The National portfolio is made up of 663 arts organisations that hold 665 funding agreements<sup>1</sup>, down from 703 in 2012–15.

# 46

46 new organisations joining, 60<sup>2</sup> leaving

# 21

Our Major Partner Museums are increasing in number from 16 to 21

£69.5m

**£69.5m<sup>3</sup> each year of Lottery money** will go into the national portfolio, to be invested in touring and work with children and young people (up from £29.0m)

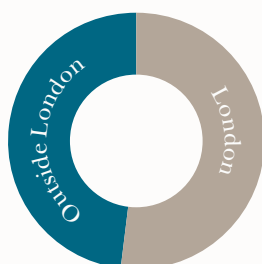
3

**The three largest new National portfolio organisations are:**

- Re:Bourne Ltd
- Tyne & Wear Archives & Museums<sup>3</sup>
- University of Derby Theatre Ltd

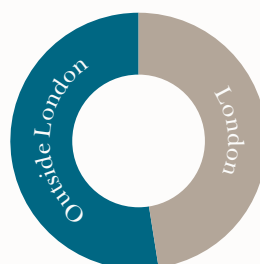
### National portfolio organisations

2008–2012



• 49% • 51%

2012–2015



• 51% • 49%

2015–2018

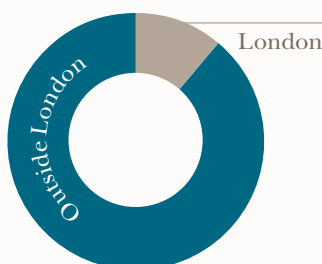


• 55% • 45%

- Outside London
- London

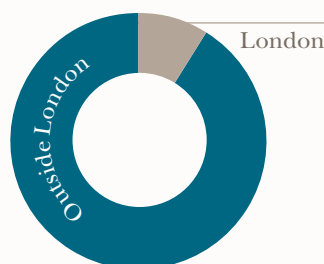
### Major partner museums

2012–2015



• 89% • 11%

2015–2018



• 91% • 9%

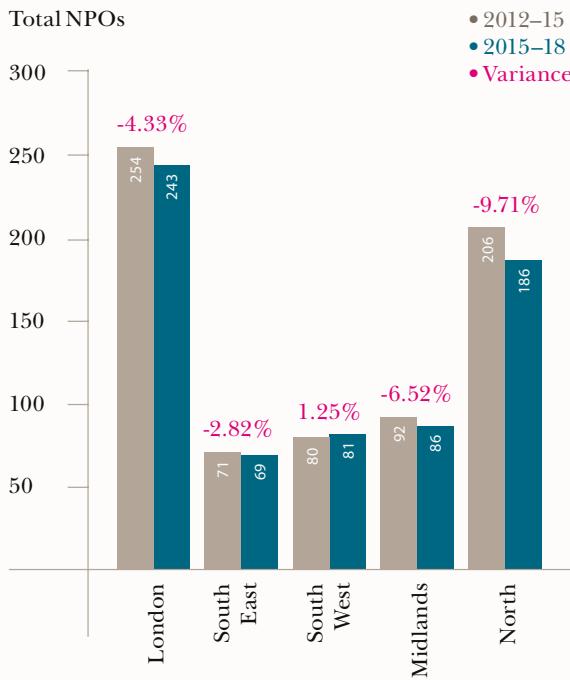
- Outside London
- London

<sup>1</sup> This includes Bridge organisations and those organisations previously referred to as National youth music organisations.

<sup>2</sup> There are a further 21 organisations not included in the new portfolio. These are 5 Associate Bridges who chose not to apply for Bridge status and 16 NPO organisations who did not reapply.

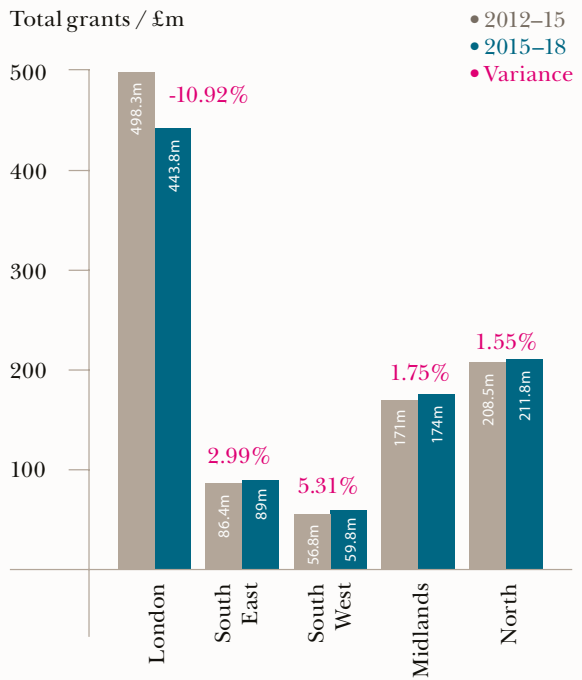
<sup>3</sup> Tyne & Wear Archives & Museums are joining the National portfolio as a Bridge organisation. They are also a Major partner museum.

## National portfolio organisations across England



	2012-15	2015-18	Variance
Totals	703	665	-5.41%

## National portfolio funding across England



	2012-15	2015-18	Variance
Totals	£1,020,943,573	£978,329,160	-4.17%

## FUNDING ACROSS ENGLAND: OUR TOTAL INVESTMENT

### Grant in aid



### Lottery funding



## GRANTS FOR THE ARTS

2012-2015

**£63m**  
per year

2015-2018

**£70m**  
per year

## STRATEGIC FUNDS

2014/2015

**£153m**

2015/2016

**£104m**